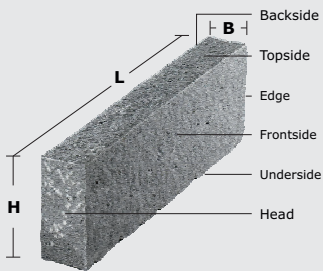



ROUGH PUNCHED KERBS



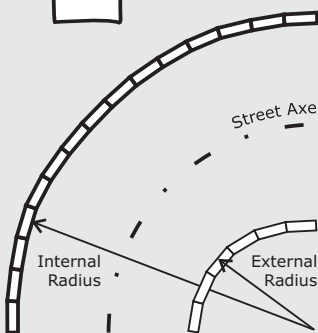
Normal



With Chamfer
20 x 20 mm
30 x 30 mm
60 x 60 mm
...



With rounded edge



Standard radius from 0,5 to 12 m are available to order

TYPE	B WIDTH mm	H HEIGHT mm	L LENGTH mm	WEIGHT KG/LM
8/20	80 ± 5	200± 20	800- 1200	45
8/25	80 ± 5	250± 20	800- 1200	55
10/20	100 ± 5	200± 20	800- 1200	55
10/25	100 ± 5	250± 20	800- 1200	70
10/30	100 ± 5	280± 20	800- 1200	80
12/15	120 ± 5	150± 20	800- 1200	50
12/20	120 ± 5	200± 20	800- 1200	70
12/25	120 ± 5	250± 20	800- 1200	85
12/30	120 ± 5	280± 20	800- 1200	100
14/20	140 ± 5	200± 20	800- 1200	80
14/25	140 ± 5	250± 20	800- 1200	100
15/15	150 ± 5	150± 20	800- 1200	65
15/25	150 ± 5	250± 20	800- 1200	105
15/30	150 ± 5	280± 20	800- 1200	120
30/15	300 ± 5	150± 10	800- 1200	120
30/20	300 ± 5	200 ± 10	800- 1200	160

RADIUS	¼ CIRCLE	½ CIRCLE	¾ CIRCLE	RADIUS KERBS ARE AVAILABLE IN FREE LENGTHS OR IN EXACT PIECES OF
0,5 m	0,79	1,57	3,14	0,79
0,75m	1,18	2,36	4,71	0,59
1,0 m	1,57	3,14	6,29	0,79
1,5 m	2,36	4,71	9,46	0,79
2,0 m	3,14	6,29	12,57	0,79
3,0 m	4,71	9,43	18,86	
4,0 m	6,29	12,57	25,14	
5,0 m	7,86	15,71	31,43	
6,0 m	9,43	18,86	37,71	
7,0 m	11,00	22,00	44,00	
8,0 m	12,57	25,14	50,28	
9,0 m	14,14	28,28	56,57	
10,0 m	15,71	31,43	62,85	
11,0 m	17,28	34,57	69,14	
12,0 m	18,86	37,71	75,42	

As these are natural, split materials, all figures shown are average values and should be used as a guide only