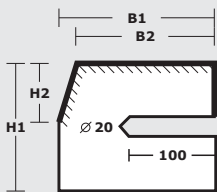
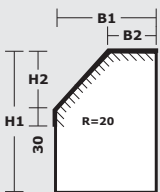
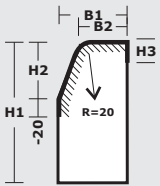
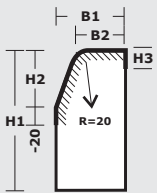
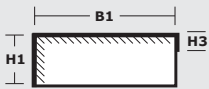
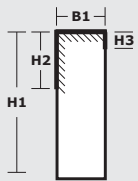


## FINE PICKED/FLAMED KERBS

TECHNICAL INFORMATION



TYPE	B WIDTH mm		H HEIGHT mm			L LENGTH mm	WEIGHT KG/LM	REMARKS
	B1 (±3)	B2	H1 (±10)	H2	H3			
12/25	120		250	150	60	800-1200	80	
12/30	120		300	150	100	800-1200	100	GV2
15/30	150		300	150	100	800-1200	125	GV1
20/30	200		300	150	60	800-1200	160	
30/15	300		150		60	800-1200	120	
30/20	300		200		60	800-1200	160	
14,5-17/30	170	145	300	130	100	800-1200	130	DS138
15-17/30	170	150	300	150	100	800-1200	130	GF1
25-27/30	270	150	300	150	100	800-1200	210	GF2
30-32/30	270	150	300	150	100	800-1200	250	GF3
12-15/25	150	120	250	150	60	800-1200	95	A4
12-15/30	150	120	300	150	60	800-1200	110	A5
15-18/25	180	150	250	150	60	800-1200	110	A2
15-18/30	180	150	300	150	60	800-1200	135	A3
27-30/25	300	270	250	150	60	800-1200	190	A1
10-20/25	200	100	250	100		800-1200	109	F10
10-30/25	300	270	250	150		800-1200	156	F15
16-18/12 CH2x7	180	160	120	70		800-1200	57	
16-18/15 CH2x7	180	160	150	70		800-1200	71	
16-18/20 CH2x7	180	160	200	70		800-1200	95	
15-18/20 CH3x15	180	150	200	150		800-1200	91	
15-18/25 CH3x15	180	150	250	150		800-1200	115	
16-18/25 CH3x20	180	150	250	200		800-1200	115	